



PRE-UNI NEW COLLEGE

Head Office: 5 The Crescent, Strathfield NSW 2135 PH: 9746 7000 FAX: 9746 6999
Email: info@newcollege.edu.au Website: nsw.newcollege.com.au / www.cyberschool.com.au

Welcome to Pre-uni New College Cyberschool!



Cyberschool is a special e-learning website (www.cyberschool.com.au) hosted by Pre-uni New College and provides the extensive educational services to help students revise their entire Pre-uni New College class work. Students can register for their own Cyberschool account to access its services.

Services vary depending on the course registered, and each service has its due date so students should enjoy all provided services until expiry as there is no extension.

Once registered Year 5 STTC Course, students can:

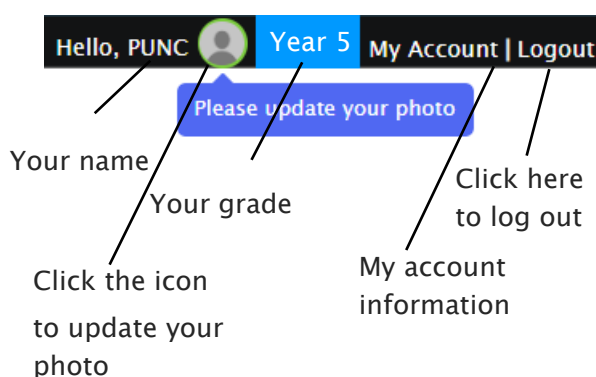
- try **1+1 Reading** test questions for extra practice during TS/MR test weeks.
- try **STTC Challenge** to review up to 15 questions missed in MR/TS tests the following week.
- review **Top 5 Writing** response with teacher's feedback the following week.
- watch **Writing Review Video Lesson** and do **Writing Re-Test** during TS/MR test weeks.
- download **Vocabulary List** and attempt **practice tests** to build strong vocabulary skills.
- download **Poem Annotation** worksheet and watch guide video to improve poem interpretation ability.
- try **GA Practice for Scholarship Test** and **Reading 310** for more practice during the term.

How can I get my Cyberschool account?

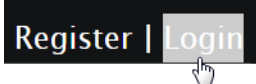
1. Go to www.cyberschool.com.au.
2. Click 'Register' on the top right corner of the main page.




3. Enter your student id number, date of birth and email address in the registration fields. Click the 'Submit' button.
4. Once you have submitted, you will be given a verification email, where it will contain the activation link.
5. Check your email inbox to find the verification email from the Cyberschool team. **If you can't find it in your inbox, check the junk folder. It will be there, if so, unmark it as junk.**
6. Click on the activation link. **If the link doesn't work, copy and paste the link into the address bar of your internet browser and press the enter key.**
7. The link will open a window for password creation (Sign Up) page. Enter your desired password twice in the following fields and click Submit.
8. Once registered, you will be logged into the site. The login status bar is located on the top right of the page which looks like Fig 1 below. If you want to log out, click 'Logout'.
9. Next time you want to log in, click 'Login' and enter your student number and password.



I forgot my password.

1. Click 'Login' at the top right of the page.
- 
2. Click 'Forgot your password?' menu next to the Login button.
 3. Enter your student id number, date of birth, email address and click 'Submit'.
 4. Check your email account for your temporary password.
 5. Log on to the Cyberschool with your temporary password.

How can I change my password?

1. Log on to the Cyberschool and click 'My Account' on the top right corner of the main page.
- 
2. Click 'Change my password' menu and enter new password twice then click 'Submit'.
 3. A confirmation message will appear.

Scan the code below to check out how to register for the Cyberschool website!



Year 5 Selective Trial Test Course (STTC)

How to Access the STTC M.R./T.S. Review (STTC Challenge)

1. Log on to the Cyberschool using your student number and password.
2. [Fig. 1] Click 'STTC Challenge' under 'Test Review' menu in the top menu bar.
3. Read and agree to the Conditions of Use.
4. STTC Challenge page will appear with the test number and challenge (retest/review) period.
5. Click on the test subject – Mathematical Reasoning or Thinking Skills.
6. Click 'Start Retest' button to begin the retest. Attempt the questions under the test condition and click Finish to check the result.
7. Revise and retry the questions (using Review & Try Again buttons) until you got all correct answers.

How to Access the STTC Top 5 Writing

1. [Fig. 2] Click 'STTC Top 5 Writings' under 'Test Review' menu in the top menu bar.
2. Click each student's name to see his/her writing.
3. Click test number to check writing test paper.
4. Click 'Teacher Comment' to see the teacher's comment.
5. Revise the writing with teacher comment.

How to Access My STTC Result Page

1. Click 'My Result' under 'My Page' menu in the top menu bar.
2. [Fig. 3] Click 'Selective Trial Test Course' tab. You will then be able to see following information.
 - raw score of the test (on the next day)
 - online test report (on the next day)
 - ranking of the test (one week later)
 - overall score (after completion of all tests)
 - overall ranking (after completion of all tests)
 - STTC online review link (when applicable)
3. [Fig. 4] On the online version test report, you will see following information.
 - MR&TS Description guide video links
 - student's raw score (red diamond) and band score in the test (10%/15%/25%/50% of students who sat the test)
 - each question's level of difficulty (0%–100%)

[Fig. 1]

Mathematical Reasoning Thinking Skills

No. 17

📅 Challenge Period: 24 S

STTC Test Number

Choose the test subject.

Check the duration of the STTC Challenge.

Challenge 1

No.	Time Retest	Raw Score	Score (%)	Wrong Question Number	Action
Retest 1	14:34 04/10/2022	1/5	20%	5 7 26 34	
Retest 2	14:36 04/10/2022	0/4	0%	5 7 26 34	
Retest 3	14:37 04/10/2022	1/4	25%		
Retest 4	14:39 04/10/2022	1/3	33%		
Retest 5	16:51 04/10/2022	0/2	0%		
Retest 6	16:52 04/10/2022	2/2	100%		Review

Once you answered all questions correctly, you can click the review button and review the questions with worked answers.

Once you completed the retest, check here if you have more questions to try.

Try the next 4 questions

[Fig. 2]

STTC Review > Top 5 STTC Writings

Top 5 STTC Writings

No. 1

Students' **top level responses** in the recent writing test are available to view here. It will be helpful to improve your writing technique and strategies.

Click the **1** to view the week's top level responses. Click the **1** to view the week's top level responses. Click the **1** to view the week's top level responses.

Click the test number that you want to review.

To review, click each student's name.

Click 'Teacher feedback' to see the detailed comments for each student's writing.

Click Student Name

Amy PUNC

Test No 1

Click the test number to view writing test paper.

Teacher feedback

[Fig. 3]

My Result

Selective Trial Test Course

Click the 'Review' button to attempt STTC Challenge.

Overall score in the STTC.

Your ranking in the test / total number of test-takers.

Click the icon to download each subject's test report.

2024 Selective Trial Test Report (Mathematical Reasoning)

Academic Success with **PRE-UNI NEW COLLEGE**

Website: www.newcollege.com.au
E-mail: info@newcollege.com.au

Student Name:	Your Score:
Student ID:	Test Average:
Test Number: 1	Print Date:

[Fig. 4]

Category	Description	Correct(%)	Correct	Raw Score	Band
Measurement and Data	Arithmetic Operations-Fractions	13%			
Number	Arithmetic Operations-Rates	21%			
	Arithmetic Operations-Mass	28%			
	Arithmetic Operations-Mixed (Multiple Operations)	39%			
Number	Arithmetic Operations-Ratios	40%	X	31	the test
Number and Algebra	Algebra-Determining Unknowns	41%	X	30	
Space and Geometry	Shape Problems-Symmetry	43%	X	28	15% of students who sat the test
Measurement and Data	Geometric Operations-Area	45%	X	27	
Number and Algebra	Algebra-Determining Unknowns	45%			
Space and Geometry	Compass Bearing Problems-Directions	50%			
Measurement and Data	Arithmetic Operations-Speed	51%			
Number	Arithmetic Operations-Percentages	51%	X		5% of students who sat the test
Probability	Number Problems-Probability	54%	X	22	
Measurement and Data	Geometric Operations-Angles	55%	✓	21	
Patterns and Algebra	Algebra-Determining Unknowns	55%	✓	20	
Measurement and Data	Units and Measures-Angles	57%	✓	19	

Sorted by level of difficulty. (Difficult -> Easy)

Click the icon for more explanation.

Student's raw score & band score in the test.

STTC Review & Test Result– FAQ

Q. How long can I attempt the STTC Challenge?

A. You will have maximum of **fourteen (14) days** for each STTC Challenge – from the following week of each STTC M.R/T.S test week. Please check the challenge period in the STTC Challenge page and complete the retest within the period.

Q. I can't see any questions. What's the problem?

A. The service automatically retrieves the M.R./T.S. questions you incorrectly answered in the recent STTC session, unless you didn't attend the test, or the test results haven't yet been recorded.

Q. How many questions are available for each challenge?

A. It automatically retrieves the maximum of 15 questions per subject you answered incorrectly in the recent mathematical reasoning and thinking skills tests. The order of the questions varies depending on your test score and test average score.

Q. How many questions will I see in each retest?

A. Each retest contains maximum of 5 questions and you have 2 minutes per question. After the 1st attempt, the next retest will show only the questions you got wrong.

Q. I can't see the 'Review' button.

A. The 'Review' button will appear when you answered all questions correctly or after the second retest.

Q. Can I see the questions from English test?

A. Only top 5 students' writing with teacher's comment is available to view. By comparing the top 5 students' writing with teacher's comment, you can improve your writing. Please read teacher's comment why those 5 students' writing is selected as the top writings.

Q. I can see my test score, but not my rank.

A. Your rank will be shown after gathering all other students' results, which usually takes one week of the test. Please check again on the following Saturday.

Q. When can I get my overall ranking and overall score?

A. To be able to produce the correct overall score and ranking, we need to collect all test scores (Reading, Writing, Mathematical Reasoning and Thinking Skills) from all STTC students. Therefore, it usually takes two weeks. Please check them out two weeks later after your test.

Q. My Mathematical Reasoning score is 24. Does it mean I got 24% correct answers?

A. No, it's your raw (original) test score – number of questions you answered correctly in the test. So, your Mathematical Reasoning score 24 means you got 69% (24 out of 35) correct answers.

Q. How was my overall score calculated?

A. Overall score (Maximum score: 100) = Reading (25%) + Writing(15%) + M.R.(25%) + T.S.(35%)

Q. Can I use the overall score to estimate my actual placement score?

A. The actual placement score is complex and require many calculations including test score scaling and moderation of school assessment scores. Your STTC test scores are not scaled and your overall score doesn't count your moderated school marks. Therefore, you cannot directly compare those two marks.

Q. I discontinued my STTC. Can I still access my previous STTC results online?

A. No, it's only available during your STTC enrolment period. When you resume your STTC, it will become available again.

What is 1+1 Reading?

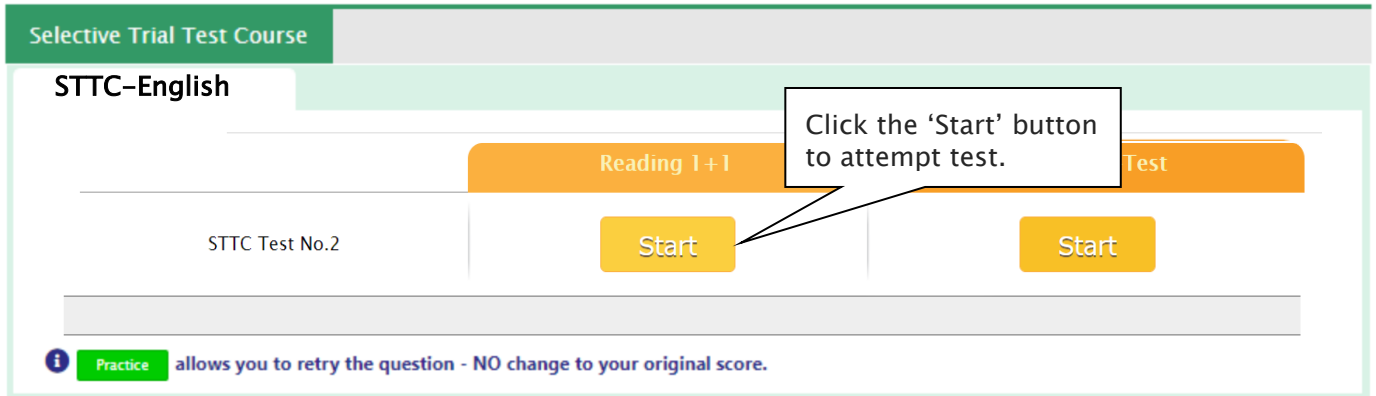
After completion of reading trial test for the week, students can attempt additional reading test in the following week (M.R./T.S test week). The test will be online format at the Cyberschool and contains 30 questions to be completed in 40 minutes.

The **STTC 1+1 Reading** service opens during **normal term STTC M.R./T.S. trial test weeks only** and not available during the holiday course period.

How to Do 1+1 Reading

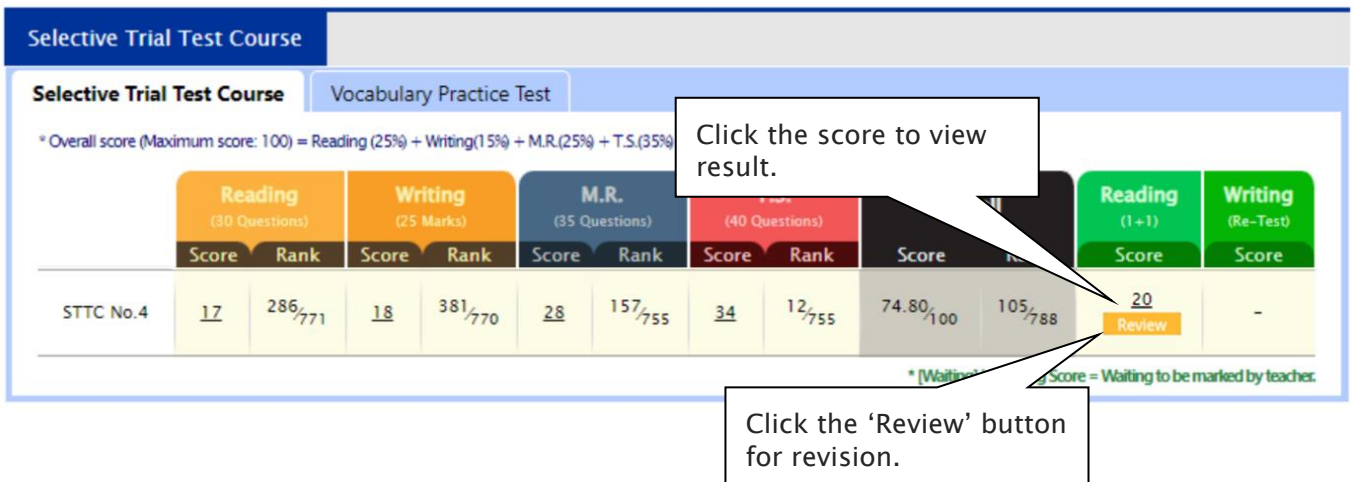
1. Go to 'Online Test' below 'My Test' on the top menu bar.
2. [Fig. 1] Click 'STTC-English' tab at the top of the test window. Click 'Start' button under Reading 1+1 to begin the test.
3. Read the instructions and when you are ready, click 'Start.'
4. Click 'Finish' button at the bottom right corner when completed the test.
5. [Fig. 2] Go to the 'My Result' under 'My Page' menu. Click 'Selectice Trial Test Course' tab and test score to review questions.

[Fig. 1]



[Fig. 2]

My Result



What is Writing Review Lesson and Re-Test?

After completion of writing test for the week, its review video will be posted on the Cyberschool ‘VOD Lesson’ page in the following week (M.R./T.S. test week). This lesson video will explain how to pinpoint the writing instructions, plan your writing, keep it structured and get the highest mark.

If your writing trial test score for the week is below the test average mark, you can attempt it again with the same writing task. Type and submit your writing in 30 minutes in the test window. We will then assess your second writing and provide a feedback for further improvement. Please note that the writing retest score does not replace your original writing score.

The STTC Writing Re-Test service opens during **normal term STTC M.R./T.S. trial test weeks only** and not available during the holiday course period.



How to Watch Writing Review Lesson

1. Go to ‘VOD Lesson’ on the top menu bar and click ‘Yr 5 STTC Writing’. [Fig. 1]
2. Click the video link icon to open the video player and watch the lesson video.

How to Do Writing Re-Test

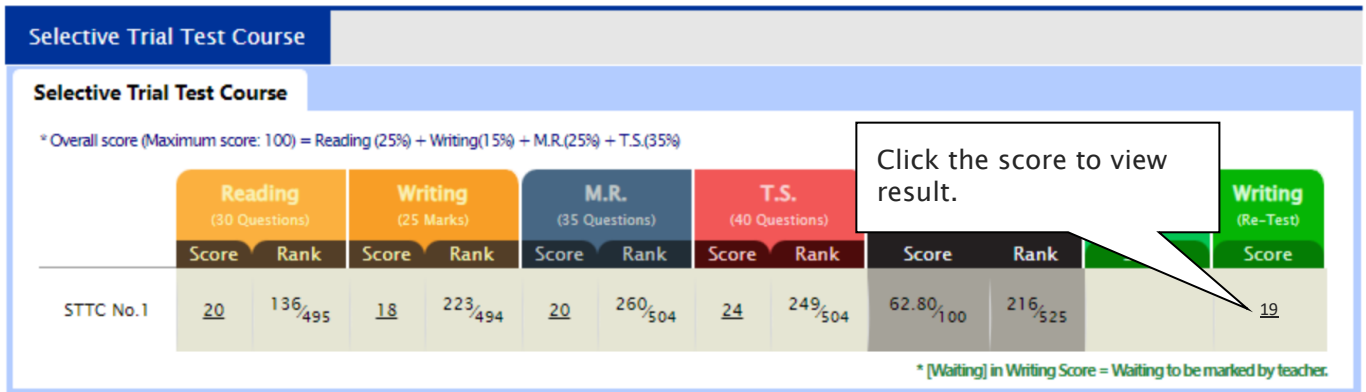
1. Go to ‘Online Test’ below ‘My Test’ on the top menu bar.
2. Click ‘STTC-English’ tab at the top of the test window. Click ‘Start’ button under Writing Re-Test to begin the test.
3. Click ‘Finish’ button at the top right corner when completed the test.
4. Go to the ‘My Result’ under ‘My Page’ menu. Click ‘Selectice Trial Test Course’ tab and test score to check details with teacher comment. [Fig. 2]

[Fig. 1]



[Fig. 2]

My Result



1 + 1 Reading, Writing Video Lesson & Re-Test – FAQ

Q. When and how long can I access the 1+1 Reading test, writing re-test services?

A. The services open during normal term STTC M.R./T.S. trial test week (Saturday to Friday) only and **not available during the holiday STTC.**

Q. There is no start button for the writing retest in my test window.

A. If you didn't take the writing test in the previous week, its retest is not available.

Q. When I go to the online test page, I can't see the STTC tab.

A. The STTC tab is only visible during the scheduled service period. It's not visible if you discontinued the STTC.

Q. How long can I review the 1+1 reading test questions?

A. You will have **14 days** from the service opening date for the wrong questions review.

What is Vocabulary List & Vocab Practice Test?

Building a strong vocabulary is critical as it leads to higher scores in the selective school reading and writing tests. Year 5 STTC students are provided with the vocabulary list for this reason. Students must memorise them all and attempt the vocabulary test at Cyberschool.

Vocabulary lists will be provided along with English workbook and as a pdf file format at Cyberschool, and the related practice tests will be provided online.

The vocabulary list and test will be uploaded on **the first day (Saturday) of Writing and Reading tests week** and available for the **next two (2) weeks**. Students must download it and attempt the test as soon as it's uploaded on Saturday and study it.

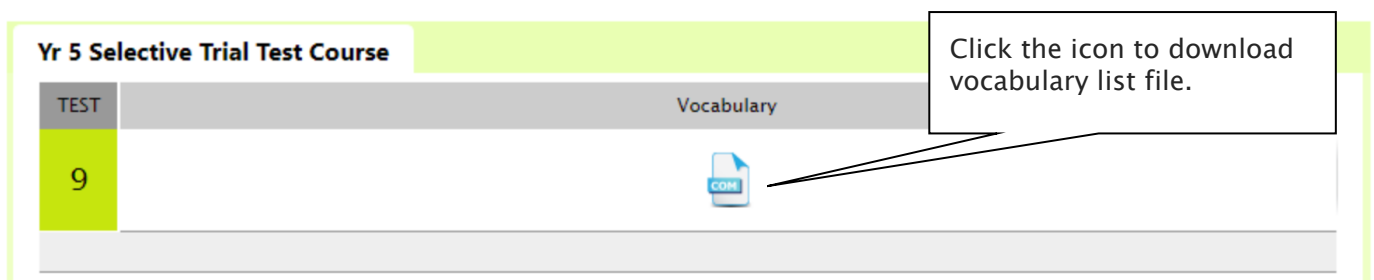
How to Download the Vocabulary List

1. Go to 'Material' on the top menu bar and click 'Yr 5 Selective Trial Test Course'. [Fig. 1]
2. Download the PDF file within given period to memorize for the following week's test.

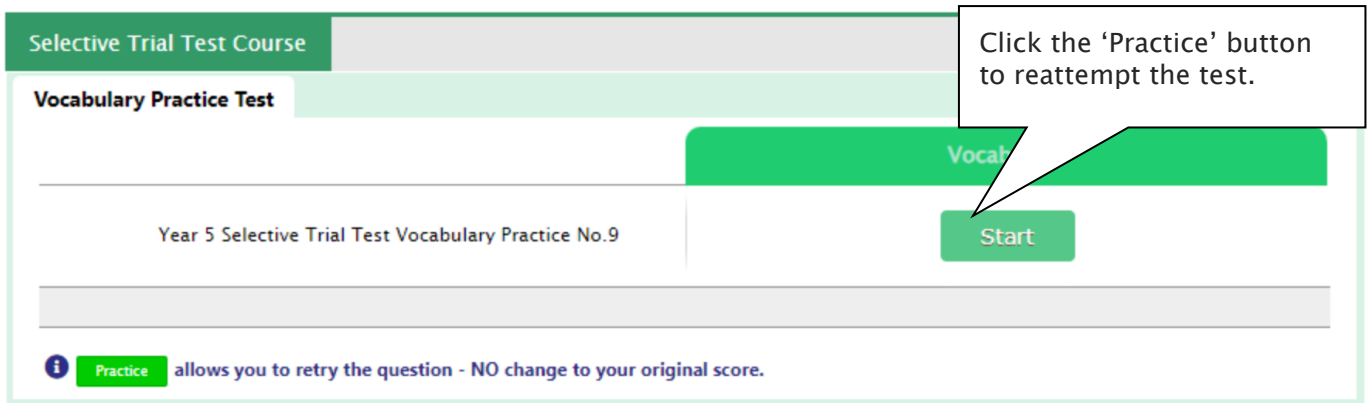
How to Do Vocabulary Practice Test

1. Go to 'Online Test' below 'My Test' on the top menu bar.
2. Click 'STTC Vocab Practice Test' tab at the top of the test window. Click 'Start' button to begin the test.
3. Click 'Finish' button at the top right corner when completed the test.
4. Test results and review service are accessible at 'Online Test' section as well.
5. Reattempting test is available by clicking 'Practice' button next to the 'Test Review'. This will not affect to the original score. [Fig. 2]

[Fig. 1]



[Fig. 2]



What is Poem Annotation Guide Video & Worksheet?

Poem interpretation ability is very important to achieve high scores in the reading test, as the questions based on poetry always appear in the selective school placement test.

Guide videos and worksheets of the poem will be provided for STTC students. Each video will help to understand how to annotate the poem appeared in the recent STTC test. The video and its worksheet will be available after the reading test (during the Mathematical Reasoning and Thinking Skills tests week: Saturday – Friday).

The Poem Annotation service opens during normal term STTC M.R./T.S. trial test weeks only and not available during the holiday course period.

How to Download the Worksheet

1. Go to ‘Material’ on the top menu bar and click ‘STTC Poem Annotation Worksheet’.
2. Download the PDF file within given period.
3. Before watching the guide video:
 - Try to understand the direct and implied meanings of the title.
 - Underline the unfamiliar words and write their meanings above them.
 - Identify the figurative language or imagery used in the poem.
 - Observe the mood of the poem.
 - Try to find the circumstances in which the poem was written, and the situation/mind set, when writing the poem.
 - Complete your worksheet questions before watching the guide video.

How to Watch the Guide Video

1. Go to ‘VOD Lesson’ on the top menu bar and click ‘Yr 5 Selective Trial Test Course’.
2. Click the video link icon to open the video player and watch the lesson video.

What is GA Practice for Scholarship Test?

GA Practice for Scholarship Test is an online self-paced test practice that is designed for students who want to build a solid foundation for general ability skills, especially for the preparation of the AAS, ACER or Edutest private school scholarship tests.

The tests cover both verbal and non-verbal reasoning skills and each section is categorised into a comprehensive number of question types. By taking this tests, students will be able to do thorough study of almost all possible question types and complete a variety of practical, challenging and mind-stimulating questions.

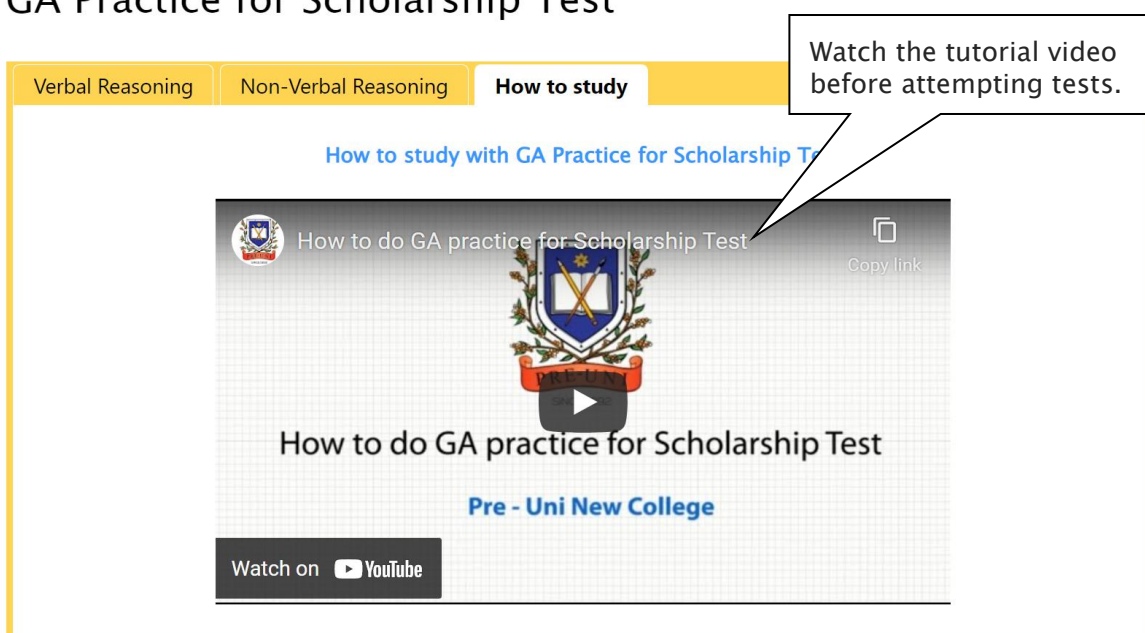
Students currently taking our regular term course in NSW can take this course for free until the next term begins.

How to Do GA Practice for Scholarship Test

1. Click the 'GA for Scholarship' below 'My Test' on the top menu bar.
2. [Fig. 1] Watch the tutorial video that shows step-by-step instructions on how to access and take the test.
3. [Fig. 2] Click 'Start' of each category test.
4. Read the instructions and when you are ready, click 'Start.'
5. The questions will appear on the screen. When you finish all the questions, click the 'Finish' button at the bottom right corner.
6. [Fig. 3] Click the test score to review all questions. Reattempting test is available by clicking 'Re-Test' button.

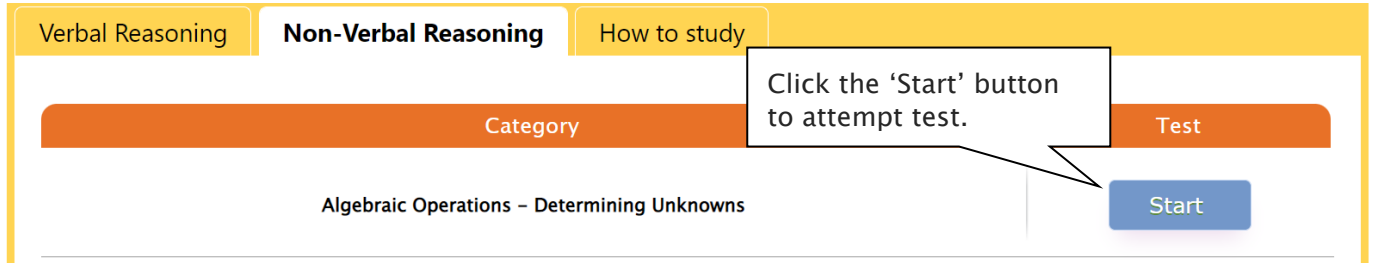
[Fig. 1]

GA Practice for Scholarship Test



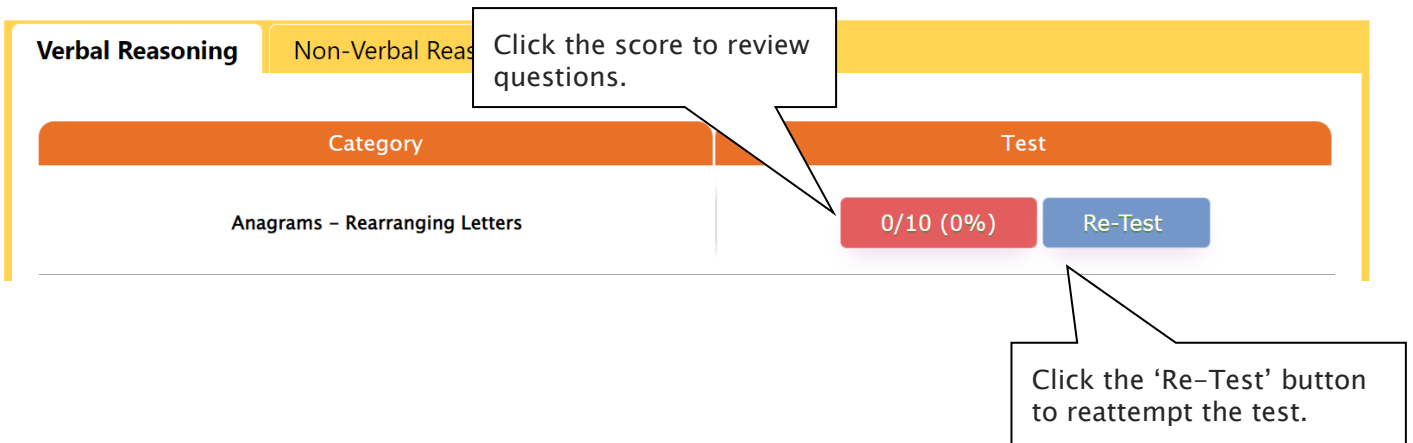
[Fig. 2]

GA Practice for Scholarship Test



[Fig. 3]

GA Practice for Scholarship Test



What is Reading 310 Test?

Reading 310 Test is an online self-paced test practice that is designed for students to help them enhance their reading comprehension skill for the preparation of selection tests like OC, selective school placement and private school scholarship tests.

Each test contains a comprehensive number of reading questions covering inference skills for reading with short passage, true/false, gapped texts etc. Students can log in to Cyberschool and attempt up to 10 tests during the term. By completing tests, students will be able to do thorough study of important question types and complete a variety of challenging reading skill questions.

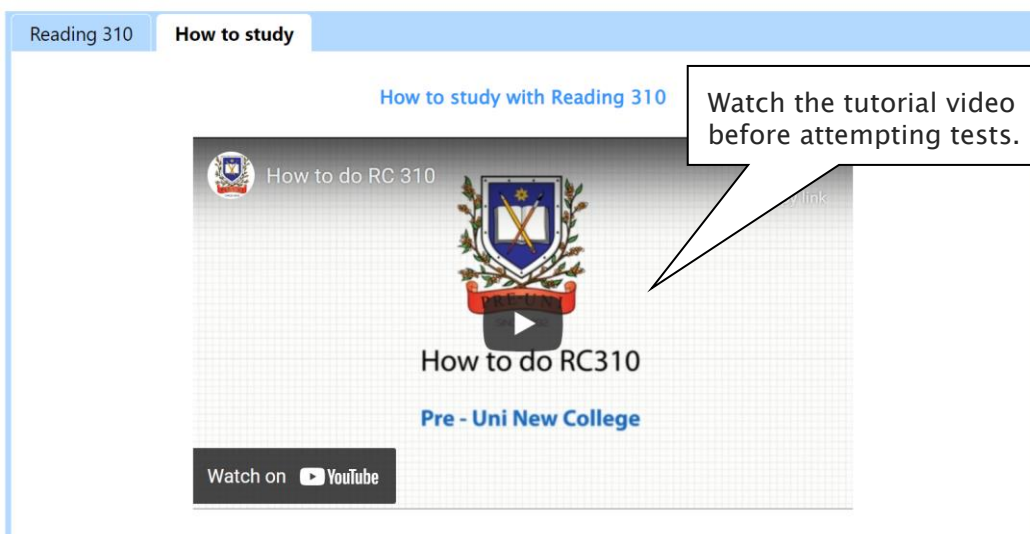
Students currently taking our regular term course in NSW can take this course for free until the next term begins.

How to Do Reading 310

1. Click the 'Reading 310' below 'My Test' on the top menu bar.
2. **[Fig. 1]** Watch the tutorial video that shows step-by-step instructions on how to access and take the test.
3. **[Fig. 2]** Click 'Start' of each test.
4. Read the instructions and when you are ready, click 'Start.'
5. The questions will appear on the screen. When you finish all the questions, click the 'Finish' button at the bottom right corner.
6. **[Fig. 3]** Click the test score to review all questions. Reattempting test is available by clicking 'Re-Test' button.

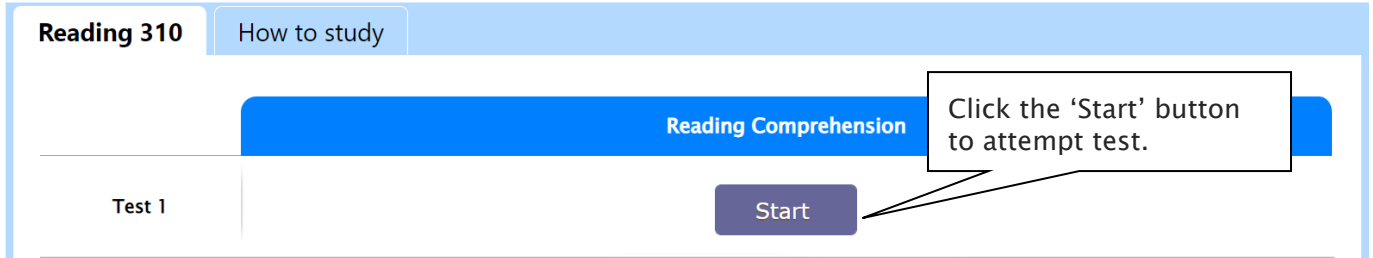
[Fig. 1]

Reading 310



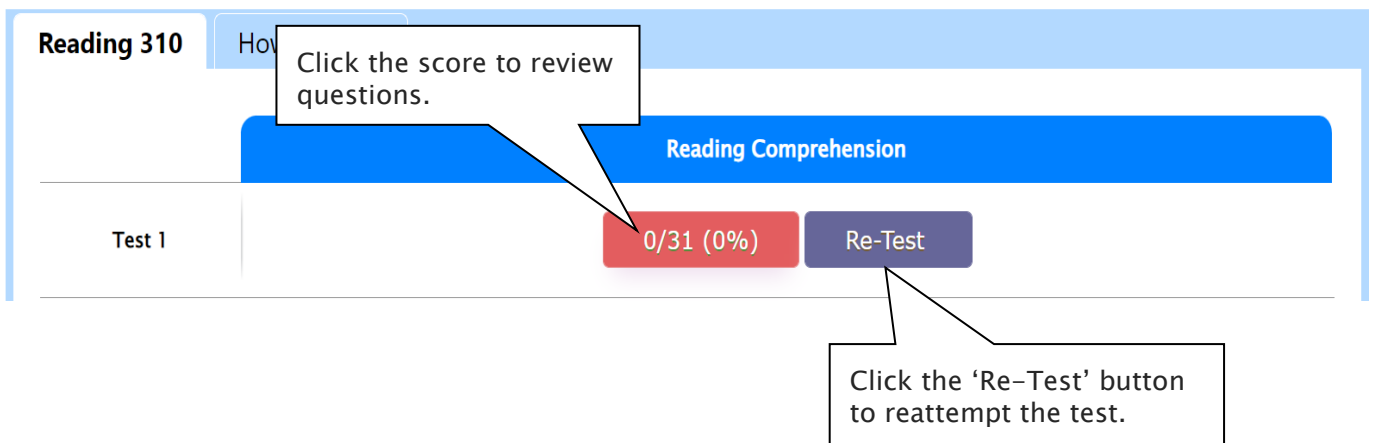
[Fig. 2]

Reading 310



[Fig. 3]

Reading 310



Below is the Overall Cyberschool Service Schedule for 2023 Term 4 STTC Course.

Test Info	Test Review – STTC Challenge (Mathematical Reasoning / Thinking Skills)		Test Review – Top 5 Writing		1+1 Reading Poetry Material & Video Lesson Writing Review Video Lesson & Writing Re-Test		Vocab List & Practice Test		Ranking Available
	Service Start	Service End	Service Start	Service End	Service Start	Service End	Service Start	Service End	
Week 1 Test 18 R/W			18/10/2023	31/10/2023			07/10/2023	20/10/2023	14/10/2023
Week 2 Test 19 MR/TS	21/10/2023	03/11/2023			14/10/2023	20/10/2023			21/10/2023
Week 3 Test 19 R/W			01/11/2023	14/11/2023			21/10/2023	03/11/2023	28/10/2023
Week 4 Test 20 MR/TS	04/11/2023	17/11/2023			28/10/2023	03/11/2023			04/11/2023
Week 5 Test 20 R/W			15/11/2023	28/11/2023			04/11/2023	17/11/2023	11/11/2023
Week 6 Test 21 MR/TS	18/11/2023	01/12/2023			11/11/2023	17/11/2023			18/11/2023

Test Info	Test Review – STTC Challenge (Mathematical Reasoning / Thinking Skills)		Test Review – Top 5 Writing		1+1 Reading Poetry Material & Video Lesson Writing Review Video Lesson & Writing Re-Test		Vocab List & Practice Test		Ranking Available
	Service Start	Service End	Service Start	Service End	Service Start	Service End	Service Start	Service End	
Week 7 Test 21 R/W			29/11/2023	12/12/2023			18/11/2023	01/12/2023	25/11/2023
Week 8 Test 22 MR/TS	02/12/2023	15/12/2023			25/11/2023	01/12/2023			02/12/2023
Week 9 Test 22 R/W			13/12/2023	26/12/2023			02/12/2023	15/12/2023	09/12/2023
Week 10 Test 23 MR/TS	16/12/2023	29/12/2023			09/12/2023	15/12/2023			16/12/2023
Week 11 Test 23 R/W			27/12/2023	09/01/2024			16/12/2023	29/12/2023	23/12/2023

DISCLAIMER: DETAILS OF THE SERVICE SUBJECT TO CHANGE WITHOUT PRIOR NOTICE.

1+1 READING, POEM ANNOTATION AND WRITING RE-TEST SERVICE AVAILABLE ONLY FOR NORMAL TERMS.